

1
BYTE BANDITS
OF AMERICA

MARCH

1988

MSDOS "Virus" EXPOSED:

There haven't been many articles written as to how a "Virus" Program is detected. (A "Virus" in a Program installs a self-erase Command in your Program). This one "Virus" is hidden in the Command.Com File of an MSDOS disk. It passes itself on to any new disk you copy. The only way to detect this "Virus" is to use a Write Protect Tab on your diskette first. (It will produce a "Write Protect Error" Message. If you find one of these disks, you must Purge any Program-Disk-Hard Disk, etc. that came in contact with that Command.Com. Note: Be sure you don't confuse it with a regular Error Message). You can be Zapped with any bugged disk. Obtain your Software from reliable sources. Collect only Software you will use. The Club maintains a pure collection of Public Domain and Standard Programs for your MSDOS Computers.

1400 TRANSFER CABLE:

The Model 1400 Portable Transfer Cable has a DB-9 Connector on one end and a DB-25 on the other end.

DB-9	DB-25
1	8
2	3
3	2
4	20
5	7
6	6
7	4
8	5
9	22

The Machine will also use a Null Modem Device to accomplish the transfer:

DB-25	DB-25
1	1
2	3
3	2
4	5
5	4
6	8
20	6
8	20
7	7

This Null Modem configuration is available at your Computer Accesory Store.

Both Machines will require a Modem Program on-line and a little patience also.

If you really need to transfer your portable Programs and don't intend in making up your own Cables, use the Club's "Brooklyn Bridge" Cable Assembly and Program. This set-up is a fast, efficient tool to own.


2

**PRINTSET/BAS - Model 4 BASIC 01.01.00
or Model III BASIC 1.3 - DMP 130 Printer
by Tom Rudolph**

PRINTSET/BAS is written in Model 4 BASIC 01.01.00. It can be used in Model III BASIC 1.3 by modifying lines 290 and 310. Model III commands CMD"S" for 290 and CMD"I","PSCRIPT/CMD" for 310. The letterhead selection can be omitted. (Lines 110 and 280). PRINTSET/BAS sets the DMP 130 to the type of print you desire at the outset of the word processing session. The program can easily be modified to accomodate any printer. The word processor I use most is PSCRIPT, PowerSoft's enhancement of SCRIPSIT.

```
5 '***** PRINTER SETUP PROGRAM *****
10 CLS
20 PRINT TAB(8)"PRINTER SETUP MENU"
30 PRINT:PRINT TAB(4)" 1.....STANDARD NORMAL"
40 PRINT TAB(4)" 2.....STANDARD ELITE"
50 PRINT TAB(4)" 3.....NLQ NORMAL"
60 PRINT TAB(4)" 4.....NLQ ELITE"
70 PRINT TAB(4)" 5.....NLQ PROPORTIONAL"
80 PRINT TAB(4)" 6.....ITALICS"
90 PRINT TAB(4)" 7.....CONDENSED"
100 PRINT TAB(4)" 8.....MICROFONT"
110 PRINT TAB(4)" 9.....PRINT LETTERHEAD"
120 PRINT TAB(4)"10.....EXIT TO TRSDOS"
130 PRINT TAB(4)"11.....EXIT TO BASIC"
140 PRINT TAB(4)"12.....RUN PSCRIPT"
150 PRINT:INPUT"PRESS THE NUMBER OF YOUR CHOICE";X
160 ON X GOSUB 200,210,220,230,240,250,260,270,280,290,300,310
170 GOTO 10
200 LPRINT CHR$(27);CHR$(19):RETURN 'STANDARD NORMAL
210 LPRINT CHR$(27);CHR$(23):RETURN 'STANDARD ELITE
220 LPRINT CHR$(27);CHR$(18):RETURN 'NLQ NORMAL
230 LPRINT CHR$(27);CHR$(29):RETURN 'NLQ ELITE
240 LPRINT CHR$(27);CHR$(17):RETURN 'NLQ PROPORTIONAL
250 LPRINT CHR$(27);CHR$(66);CHR$(1):RETURN 'ITALICS
260 LPRINT CHR$(27);CHR$(20):RETURN 'CONDENSED
270 LPRINT CHR$(27);CHR$(77):RETURN 'MICROFONT
280 RUN"LETTERHD/BAS" 'MUST HAVE PROGRAM ON DISK
290 SYSTEM 'GO TO TRSDOS
300 CLS:END 'GO TO BASIC
310 SYSTEM"RUN PSCRIPT/CMD"
```

(Editors Note: Modify line 140 & 310 to NAME YOUR word processing program)



=====

Here's a simple modification for your Model 4. It requires no additional hardware and it will bring your computer to its true 4Mhz speed. I should add that I have used my machine for about 5 years after making this simple change with no ill effects.

One thing you must consider: This modification has worked on my machine, but I cannot guarantee the results on yours. If my memory serves me right, credit for this tip should be given to Larry Paine.

Whith that out of the way, open your machine; if you need me to tell you how to do it, you better get someone else to do it. Remove the shield that covers

SmugNewsletter

the computer's main board in the read of the machine.

Locate the Z-80 chip (CPU). Pull it out carefully. Bend back pin 27. Reinsert the chip making sure that pin 27 does not make contact with anything _____

Replace the shield and the machine's cover. That's it!

What the modification does is to remove the wait states in the Z-80, which are not really needed in your Model 4. To test the difference it makes, run a program such as CLKSPD/CMD before and after the modification.

Luis M. Garcia-Barrio
Sysop of 8/N/1 #4
215-848-5728

Fixing a keyboard that does't always register the first time.
2/7/88

Bernie Thompson told me about a process for 'curing' a keyboard that has keys that don't register on the screen the first time they are depressed.

It will take some patience but it is a good method. After fixing a couple of keys this way, it occurred to me that I could put gravity in my favor by turning the keyboard upside down. Actually you are 'burnishing' the contacts by repeatedly striking the keys at fault, but if there is any dirt present, and if it becomes dislodged, it should fall AWAY from the contact, as you have to keep striking the key many times. As much as a FEW DOZEN.

Of course, on a model with a detachable keyboard you can turn the keyboard over, but with my Model IV (and your Model III) you invert the entire assembly. I suggest using something higher than a table for these models as you'll be looking at the screen upside down. Make sure you have plenty of coffee (or beer) handy, it may take some time. - - Al Langone.

Model 1 Tidbit.. Art. by K. Mohr

POKE 16422,88

This poke command on the Model 1 will change L-Print to print when exchanged in your BASIC program. To use it correctly, use POKE 16422,88 and POKE 16423,4 in place of POKE 16423,141 and POKE 16423,5 for the L-Print. This is a handy way to LIST Programs on the Screen and save your paper.
[Reprinted from the Byte Bandits Club of America]

This article was written to make the SMUG membership and Clubs we exchange Newsletters with, aware of a problem that appears to be becoming common place with the Model 4 computer.

Phil Brown mentioned to me some time ago that he was having problems with his Model 4 in respect that the screen would flicker occasionally. We came to the conclusion that there was probably a poor connection somewhere between the power supply or on the video circuit board itself. As this fault appeared very randomly, we thought we would leave it until it got worse. [Hopefully making it easier to find.]

At about the same time, Bill Vanderstelt starting having trouble with his Model 4. Although the problem appeared the same with the screen flickering, it acted very much different than Phil's computer did. It seemed to Bill that the problem occurred around the same time of the day, about 4PM, just when people would start preparing the evening meal. With the heavy load on the power lines, the line voltage would start

dropping and as we all know, if the voltage drops low enough, it causes computer screens (T.V. screens) to shrink. This is what appeared to be happening with Bill's computer. The screen would shrink briefly, then go back to normal size, as if a heavy current draw had occurred.

Bill spoke to the Power company, but I don't know if they ever came and checked the lines in Bill's area.

Phil's Model 4 got worse with time just as we predicted. We had a look at it a few days ago to see if we could find the fault, and came up with the answer in just a few minutes. The problem was on the power supply, where the connectors plug onto the power supply pins. We found that the solder that held the 12 volt video supply pins to the foil on the back of power supply had developed a hair line crack around several of the pins. The solder would make and break its connection at random times and cause the screen to go wild. We resoldered the affected pins, in fact, we resoldered all the connection pins to ensure good solder joints. To date, Phil reports that he has had no more problems with screen jitters!

Bill brought his Model 4 over the next day to see if we could find any fault with his machine. It turned out that the problem was in the identical spot as Phil's computer. We resoldered all the pins on the power supply in Bill's computer and it's been working great ever since.

I did my own computer several months back, with the problem being the same and in the identical place. That makes three machines that have had a similar problems in a very short time. If any of our readers are experiencing problems with the screen flickering, I would suggest checking the solder at these points. It's very easy to check and repair this problem. With the computer top off, unplug the connectors to the power supply, remove the 4 screws that hold the board in place then check the solder at these points. Use a magnifying glass if you need and be in a good light. If you see cracks in the solder around these pins, simply resolder them and your problems should be cured.



Rich Tennant

THIS IS MY FIRST VISIT TO A TNT USERS GROUP. SO, WHAT KIND OF BLASTING CAPS DO YOU USE?"

This test does not measure your intelligence, fluency with words and certainly not your mathematical ability. It will, however, give you some guage of your mental flexibility and creativity. In the three years since we have developed the test, we found few people who could solve more than half the 20 questions on the first try. Many, however reported getting answers long after the test had been set aside, particularly at unexpected moments when their minds were relaxed, and some reported solving all the questions over a period of several days.

INSTRUCTIONS: Each question below contains the initial of words that will make it correct. Find the missing words. HAVE FUN!

SAMPLE: 16 = O. in a P. ANSWER: 16 OUNCES IN A POUND

1. 26 = L. of the A. _____
2. 7 = W. of the A. W. _____
3. 1001 = A. N. _____
4. 12 = S. of the Z. _____
5. 54 = C. in a D. (with the J.) _____
6. 9 = P. in the S. S. _____
7. 88 = P. K. _____
8. 32 = D. F. at which W. F. _____
9. 18 = H. on a G. C. _____
10. 90 = D. in a R. A. _____
11. 200 = D. for P.G. in M. _____
12. 3 = B.M. (S.H.T.R.) _____
13. 4 = Q. in a G. _____
14. 24 = H. in a D. _____
15. 1 = W. on a U. _____
16. 57 = H. V. _____
17. 1000 = W. that a P. is W. _____
18. 29 = D. in F. in L.Y. _____
19. 64 = S. on a C. _____
20. 40 = D. and N. of the G. F. _____

P.C. FOUR:

This Program is a TRS-80 Emulator that runs in your MSDOS Machine. It allows you to run TRSDOS Programs in your MSDOS Computers. It emulates the Model 4 Computers so you would be able to operate most Model I-III-IV Programs. It cost \$79.95 and requires the "Hypercross" Program to transfer your disks to MSDOS Format, so the Total Cost would be \$104.95. Call 919/847-4779. Hypersoft to order this Program.

UNIDOS Z-80 CP/M CARD:

This Card installs in your MSDOS Computer and allows you to run CP/M Programs that you now use on your MSDOS Computer. This Card costs \$175.00 and is sold by "Hypersoft". Ph: 919/847-4779. We have a few Businesses that are switching from CP/M to MSDOS Machines. This Board would allow you to junk the old Model and continue your Programs on your new Systems without months of using both old and new Computer Systems.

7

CLUB EQUIPMENTS:

The Club added more Computers to its collection this year. We bought two IBM Clones, a Model 4, and a Model II Computer. We increased the storage capacity to 110 MegaBytes on our large BBS System. These improvements were practical to keep the Club as modern as the newer machines being used today. We also obtained the older units for those who have older machines. We will continue to help all those who require Club assistance with old, or new, machines.



The money for these machines just doesn't exist! The ability to help, and your passing the word on to others, will allow the Club to grow. Only then will the machines get paid for, unless, of course, you want to donate some CASH \$\$\$.

MODEL 2-12-16 PROGRAMS:

"Pickles & Trout" still have Programs FOR SALE for these machines. Obtain further info from: TRISOFT-1825 East 38 1/2 Street-Austin-Texas-78751. Ph:1-800/531-5170.

EPSON US 80 PRINTER:

For those who need a quality Portable Printer that is not a thermal printer, this Ink Jet Dot Matrix Printer is small (4"X4"X12") and Battery or 120 V., Centronics Parallel Printer. It is sold by Jade Computers in Sunnyvale, CA., and Cost \$100.00. The Spec. Sheets are available at the Club Meetings, so just ask to see them.



Byte Bandits of Amer.
TRS-80's Computer Club
780 Main Ave.
Campbell, CA 95008

